


CFS Overview & Scrutiny Dashboard Q4 2025/26



Strategic Plan Outcome

















All

Area

All

Search Indicator

All

Area	Indicator	Latest Data	Period	Previous Data	Perform. DOT	Target	RAG	Quartiles
Early Years	Eligible 2 and 3-year olds taking up their FEEE in a high-quality provision	98.6%	Autumn Term 2025	98.5%		NA		NA
	Eligible 2 year olds taking up their FEEE	69.9%	Autumn Term 2025	64.5%		NA		NA
	Eligible 3 year olds taking up their FEEE	91.7%	Autumn Term 2025	94.6%		NA		NA
Education	Children Electively Educated at Home	1404	Q4 2025/26	1320		NA		NA
	Children receiving at least one fixed term suspension as a % of School population	3.41	2024/25	3.6		NA		NA
	KS4 - Attainment 8	46.2	2024/25	45.9		NA		2nd
	KS4 - Attainment 8 (EHCP)	16.7	2024/25	15.7		NA		2nd
	KS4 - Attainment 8 (FSM)	32.2	2024/25	32.1		NA		3rd

SEND	KS4 - Attainment 8 (SEN Support)	33.6	2024/25	31.7		NA		2nd
	NEET young people aged 16-17	1.3%	Q4 2025/26	1.2%		<2.1%		NA
	Permanent exclusions as a % of School population	0.09	2024/25	0.07		NA		NA
	Children in mainstream schools in receipt of SEN Support (without EHCP)	13108	Spring Term 2026	12914		NA		NA
	Children in mainstream schools with EHCP	4039	Spring Term 2026	3687		NA		NA
Social Care	Assessments completed within 45 days	87.5%	Q4 2025/26	88.1%		>90.3%		2nd
	Care leavers EET	63.2%	Q4 2025/26	63.3%		>54.0%		1st
	Care leavers in suitable accommodation	95.8%	Q4 2025/26	96.2%		>92.0%		1st
	Children becoming subject to a CPP for second or subsequent time	25.4%	Q4 2025/26	22.6%		<20.8%		3rd
	Children in care who have had dental checks within last 12 months (at end of period)	72.1%	Q4 2025/26	69.8%		NA		NA
Youth Justice	Children in care who have their annual health assessment within last 12 months (..	86.5%	Q4 2025/26	82.9%		NA		NA
	Re-referrals to CSC within 12 mths	24.7%	Q4 2025/26	23.2%		<18.7%		4th
	No. of first time entrants to the criminal justice system aged 10-17 (year to date)	13	Q3 2025/26	17		NA		NA

This page is intentionally left blank